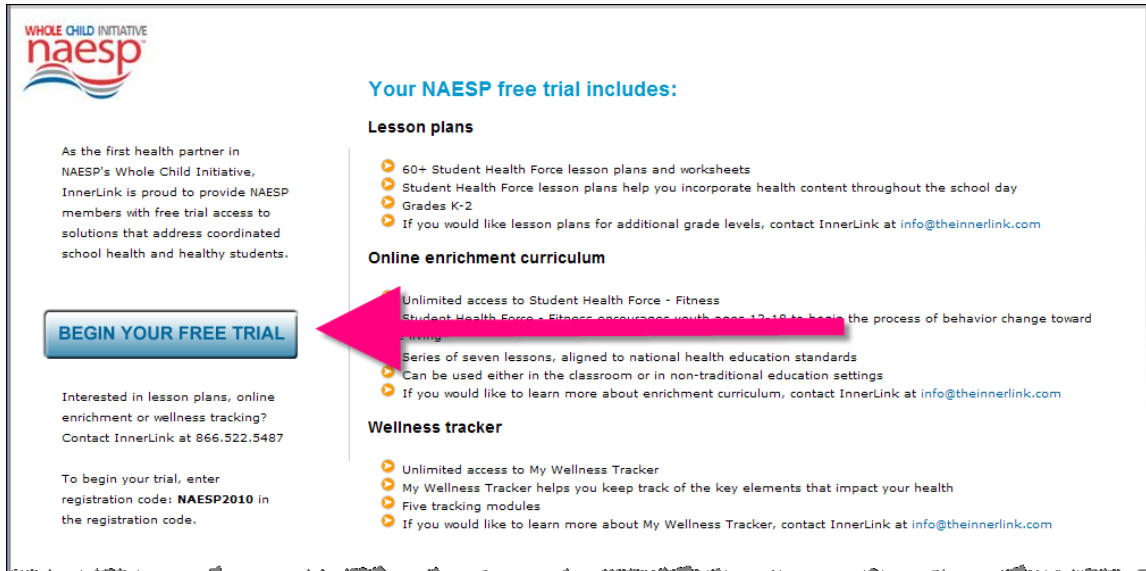


NAESP Registration

1. Navigate to: www.theinnerlink.com\NAESP

2. Click on 



WHOLE CHILD INITIATIVE naesp

As the first health partner in NAESP's Whole Child Initiative, InnerLink is proud to provide NAESP members with free trial access to solutions that address coordinated school health and healthy students.

BEGIN YOUR FREE TRIAL

Interested in lesson plans, online enrichment or wellness tracking?
Contact InnerLink at 866.522.5487

To begin your trial, enter registration code: **NAESP2010** in the registration code.

Your NAESP free trial includes:

Lesson plans

- 60+ Student Health Force lesson plans and worksheets
- Student Health Force lesson plans help you incorporate health content throughout the school day
- Grades K-2
- If you would like lesson plans for additional grade levels, contact InnerLink at info@theinnerlink.com

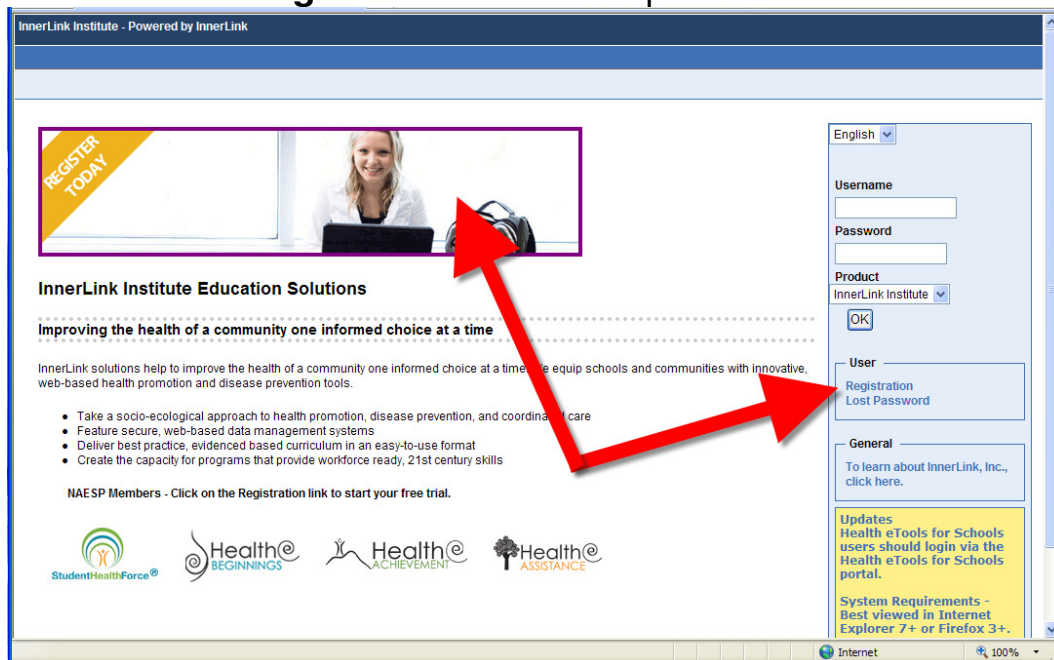
Online enrichment curriculum

- Unlimited access to Student Health Force - Fitness
- Student Health Force - Fitness encourages youth ages 12-18 to begin the process of behavior change toward smoking
- Series of seven lessons, aligned to national health education standards
- Can be used either in the classroom or in non-traditional education settings
- If you would like to learn more about enrichment curriculum, contact InnerLink at info@theinnerlink.com

Wellness tracker

- Unlimited access to My Wellness Tracker
- My Wellness Tracker helps you keep track of the key elements that impact your health
- Five tracking modules
- If you would like to learn more about My Wellness Tracker, contact InnerLink at info@theinnerlink.com

3. Click on either the **Registration** link or the picture



InnerLink Institute - Powered by InnerLink

REGISTER TODAY

InnerLink Institute Education Solutions

Improving the health of a community one informed choice at a time

InnerLink solutions help to improve the health of a community one informed choice at a time. We equip schools and communities with innovative, web-based health promotion and disease prevention tools.

- Take a socio-ecological approach to health promotion, disease prevention, and coordinated care
- Feature secure, web-based data management systems
- Deliver best practice, evidenced based curriculum in an easy-to-use format
- Create the capacity for programs that provide workforce ready, 21st century skills

NAESP Members - Click on the Registration link to start your free trial.

English

Username

Password

Product
InnerLink Institute

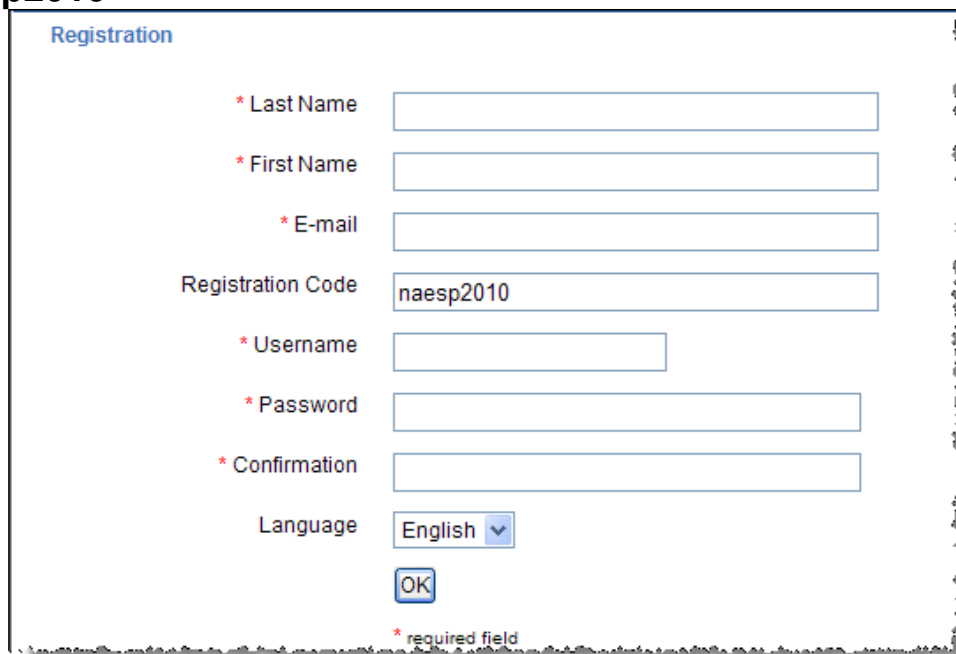
User
[Registration](#)
[Lost Password](#)

General
To learn about InnerLink, Inc., click here.

Updates
Health eTools for Schools users should login via the Health eTools for Schools portal.

System Requirements - Best viewed in Internet Explorer 7+ or Firefox 3+.

4. Enter your registration information. Use the Registration Code of **naesp2010**



The registration form is titled "Registration" and contains the following fields and options:

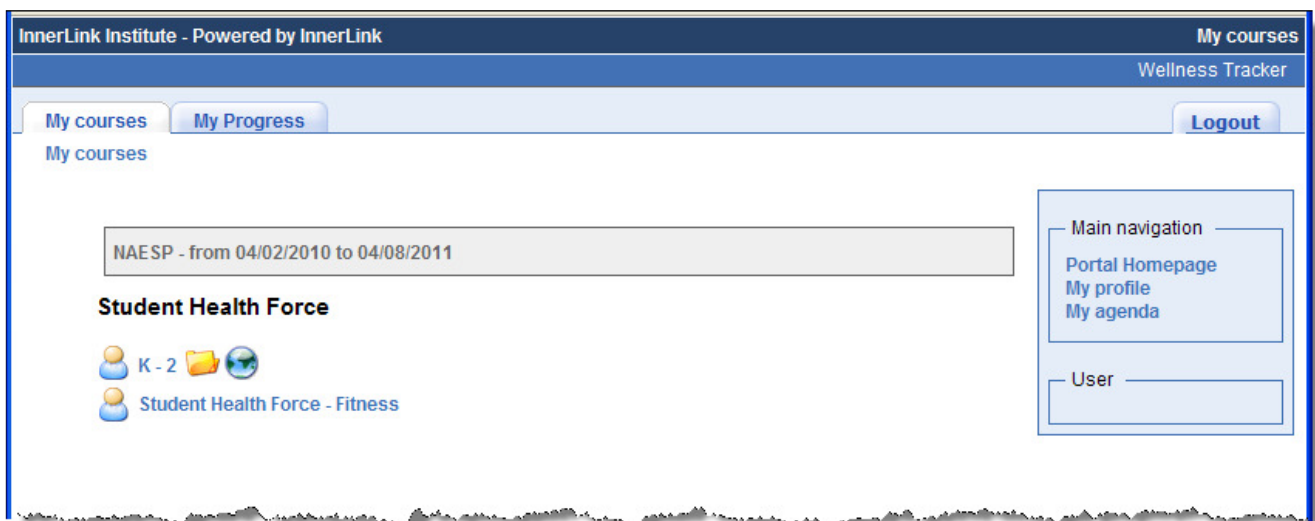
- * Last Name:
- * First Name:
- * E-mail:
- Registration Code:
- * Username:
- * Password:
- * Confirmation:
- Language: (dropdown menu)
-

* required field

5. Write down your Username and Password for future logins.

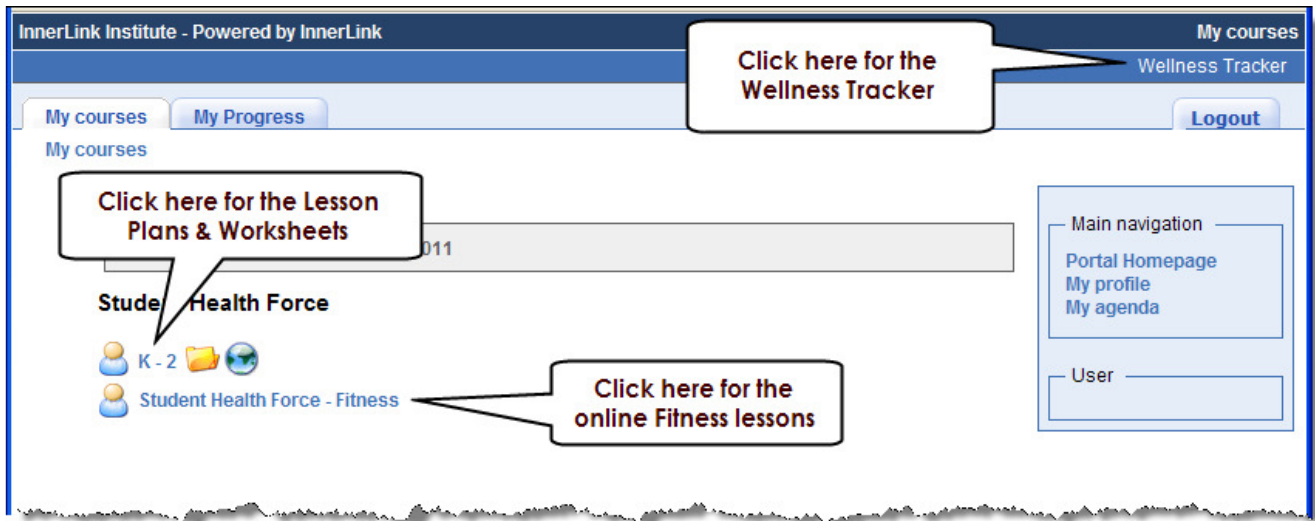
6. NAESP members have access to:

- The K-2 Lesson Plans and Worksheets
- Student Health Force – Fitness
- The Wellness Tracker




The screenshot shows a user dashboard for "InnerLink Institute - Powered by InnerLink". The page includes a navigation bar with "My courses" and "My Progress" tabs, and a "Logout" button. The main content area displays "My courses" with a list item: "NAESP - from 04/02/2010 to 04/08/2011". Below this, the "Student Health Force" section is visible, featuring icons for "K-2" and "Student Health Force - Fitness". A "Main navigation" sidebar on the right contains links for "Portal Homepage", "My profile", and "My agenda", along with a "User" field.


Resources for NAESP Members



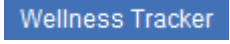

I. K-2 Lesson Plans & Worksheets

1. Select  K - 2
2. Select  Documents
3. Select **Student Worksheets** or **Lesson Plans**
4. Select a desired PDF document

II. Online Fitness Lessons

1. Select  Student Health Force - Fitness
2. Select your desired online learning path
3. Use the navigation bar on the left to move through the lessons

III. Wellness Tracker

1. Select  Wellness Tracker
2. The Wellness Tracker will open in a new tab/window
3. Select one of the 6 wellness measurements on the left
4. Click on  to record a new measurement
5. Select either Chart or Table to view the entries
6. Close the tab/window when finished